




# HOW TO: Apply the Enzyme Masque

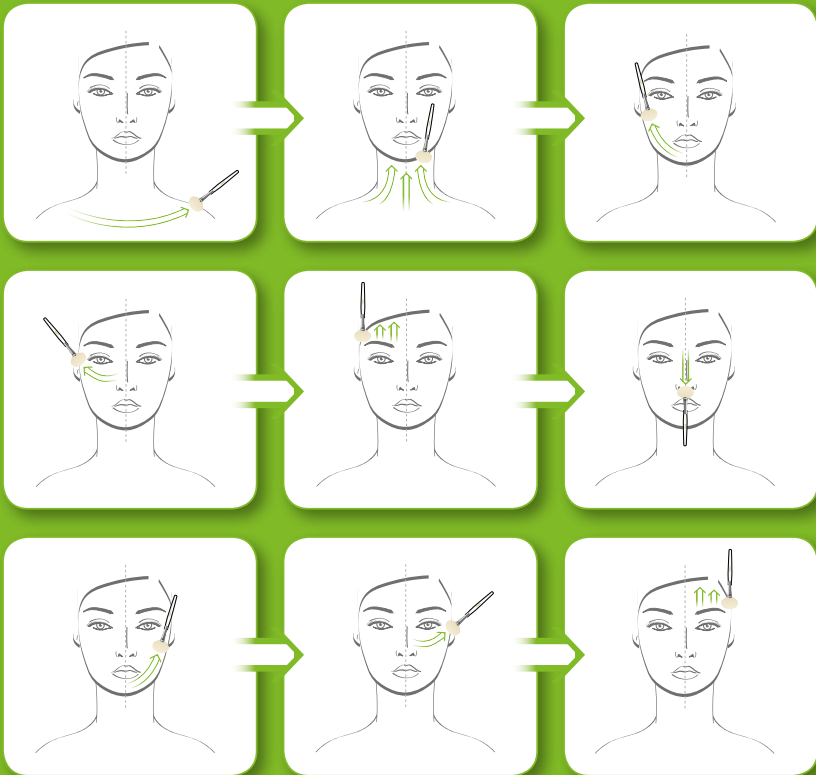
If you haven't tried DMK's at-home Enzyme Masque, then put it on your To Do list today!





- A**  Combine 2 tablespoons of *Foamy Lift* powder with 1 tablespoon of *Exoderma Peel* gel into your DMK mixing bowl.


- B**  Using your DMK fan brush, gently mix the powder and gel together to create a thick creamy paste.

- C**  Following the below steps apply to the entire face using upward strokes. Brush over the eyebrows and just underneath the eyes.



- D**  **45 mins** Leave the masque to set for approximately 30-45 minutes. Your skin will feel very tight by this point – this is a good thing!

- E**  After 30-45 minutes soften the masque with a wet hand towel and remove remaining masque with warm water and DMK cleanser.

- F**  Your skin will appear refreshed, pinkish in colour (due to increased levels of circulation) and is ready for your DMK nourishing products.